

State Health
Improvement Plan

STATE HEALTH IMPROVEMENT PLAN

PROGRESS MEETING

FEBRUARY 27, 2023

Welcome

Donna Walsh, MPA
Health Officer
Florida Department of Health in Seminole County



Opening Remarks

Joseph A. Ladapo, MD, PhD
State Surgeon General
Florida Department of Health




Steering Committee Introductions



State Health Improvement Plan Resources

- State Health Improvement Plan Progress Summary
- State Health Improvement Plan Overview
- State Health Improvement Plan Proposed Goals and Objectives by Priority Area
- State Health Improvement Plan Steering Committee Charter
- State Health Improvement Plan New Partners
- [SHIP Website: Florida SHIP – State Health Improvement Plan – Florida’s 2022-2026 State Health Improvement Plan](#)



State Health Improvement Priority Areas

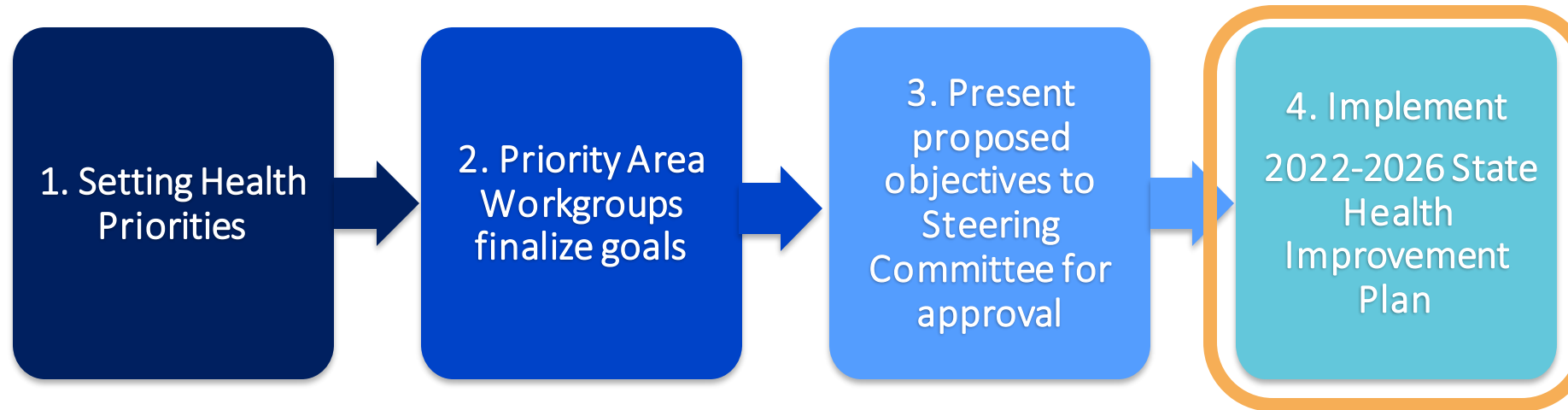
1. Alzheimer's Disease and Related Dementias
2. Chronic Diseases and Conditions
3. Injury, Safety and Violence
4. Maternal and Child Health
5. Mental Well-being and Substance Abuse Prevention
6. Social and Economic Conditions Impacting Health
7. Transmissible and Emerging Diseases

State Health Improvement Plan Overview and Updates

Julia S. Fitz-Gibby, MPH
Chief, Bureau of Community Health Assessment
Florida Department of Health



State Health Improvement Plan Development

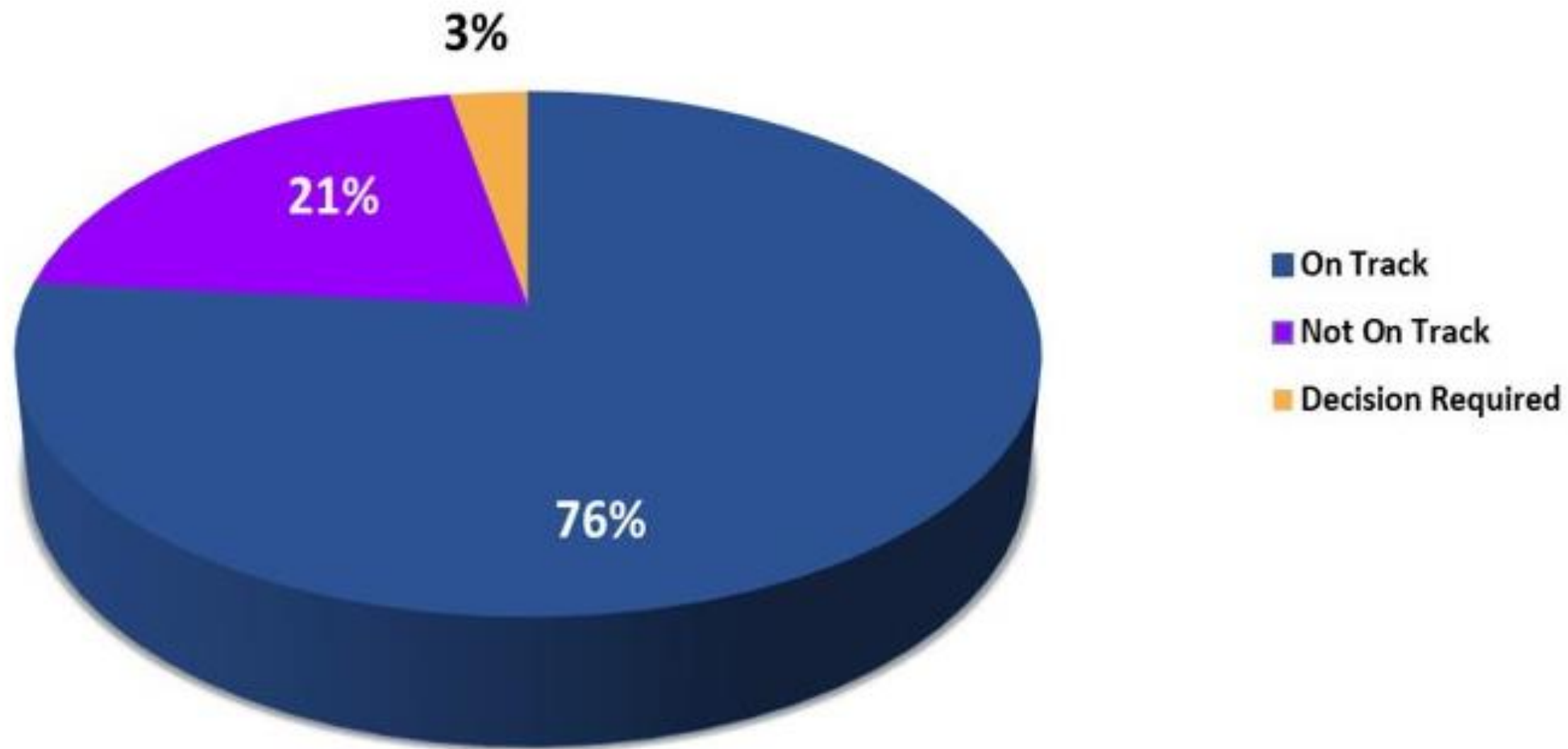


Implementation Process

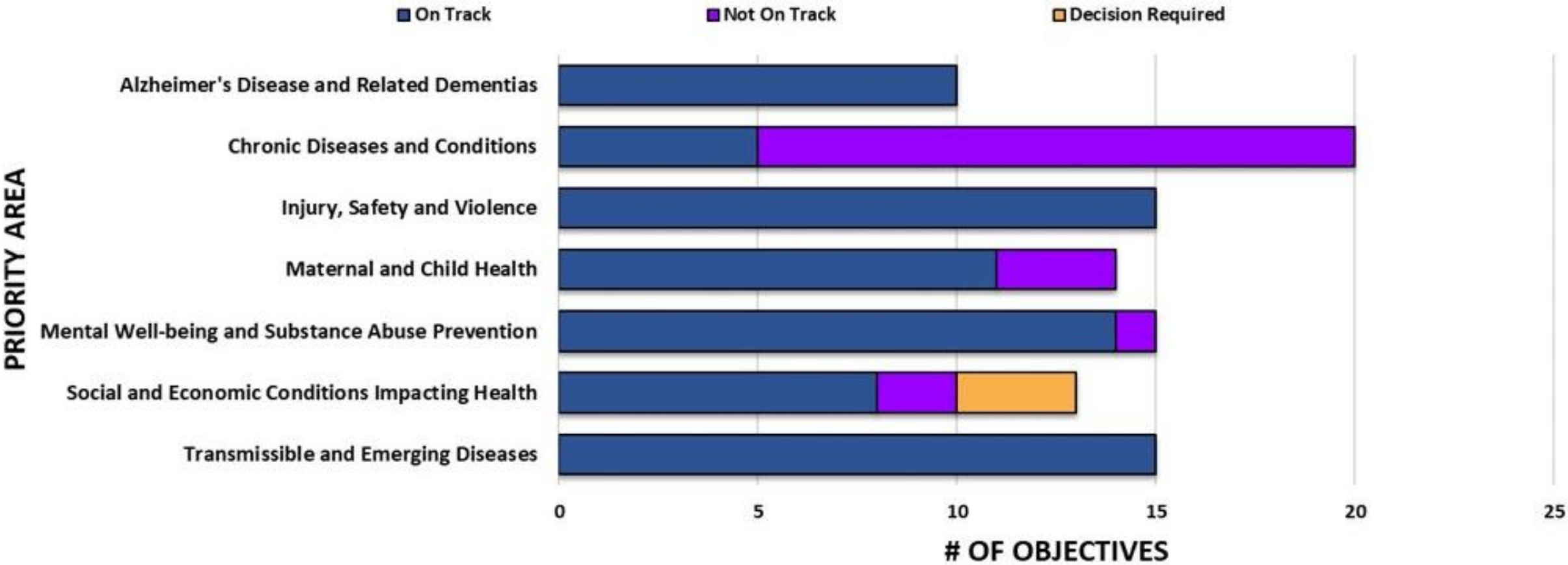
- Develop strategies and identify key activities.
- Plan workgroup meeting(s) where strategies and key activities are formulated; discuss each strategic issue in-depth and identify the goals, strategies and barriers.
- Obtain agency and community input into feasible and effective strategies.
- Implement and report findings.



Overall SHIP Progress, December 2022




SHIP Progress by Priority Area, December 2022



Opportunities for Improvement

- Increase State Health Improvement Plan Awareness.
- Create alignment of efforts involving county health departments (CHDs).
- Strengthen real-time reporting for health risks and outcomes.
- Build and maintain partner engagement.



2022-2026 State Health Improvement Plan

Priority Area Workgroup Progress




Alzheimer's Disease and Related Dementias (ADRD) Priority Area Workgroup Chairs

Anne Chansler
Chief, Bureau of Elder Rights
Florida Department of Elder Affairs



Jennifer Braisted
Director of Government Affairs
Alzheimer's Association

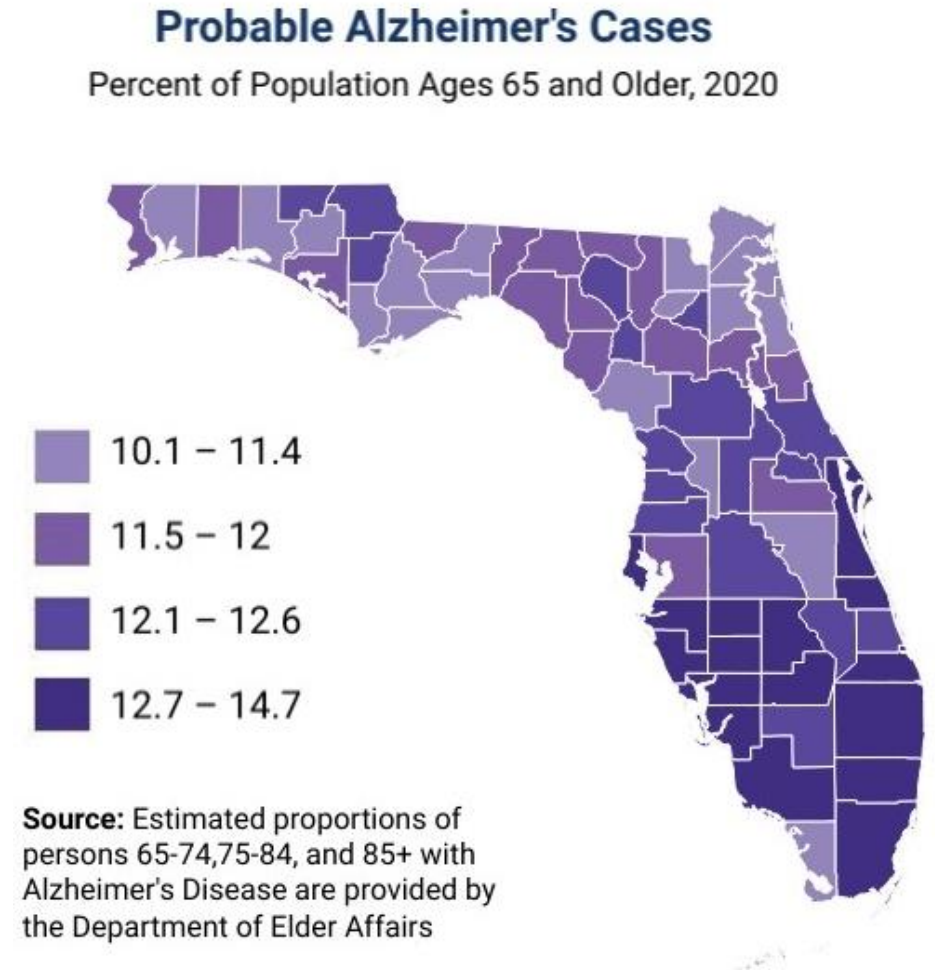


Alzheimer's Disease and Related Dementias

In 2021,

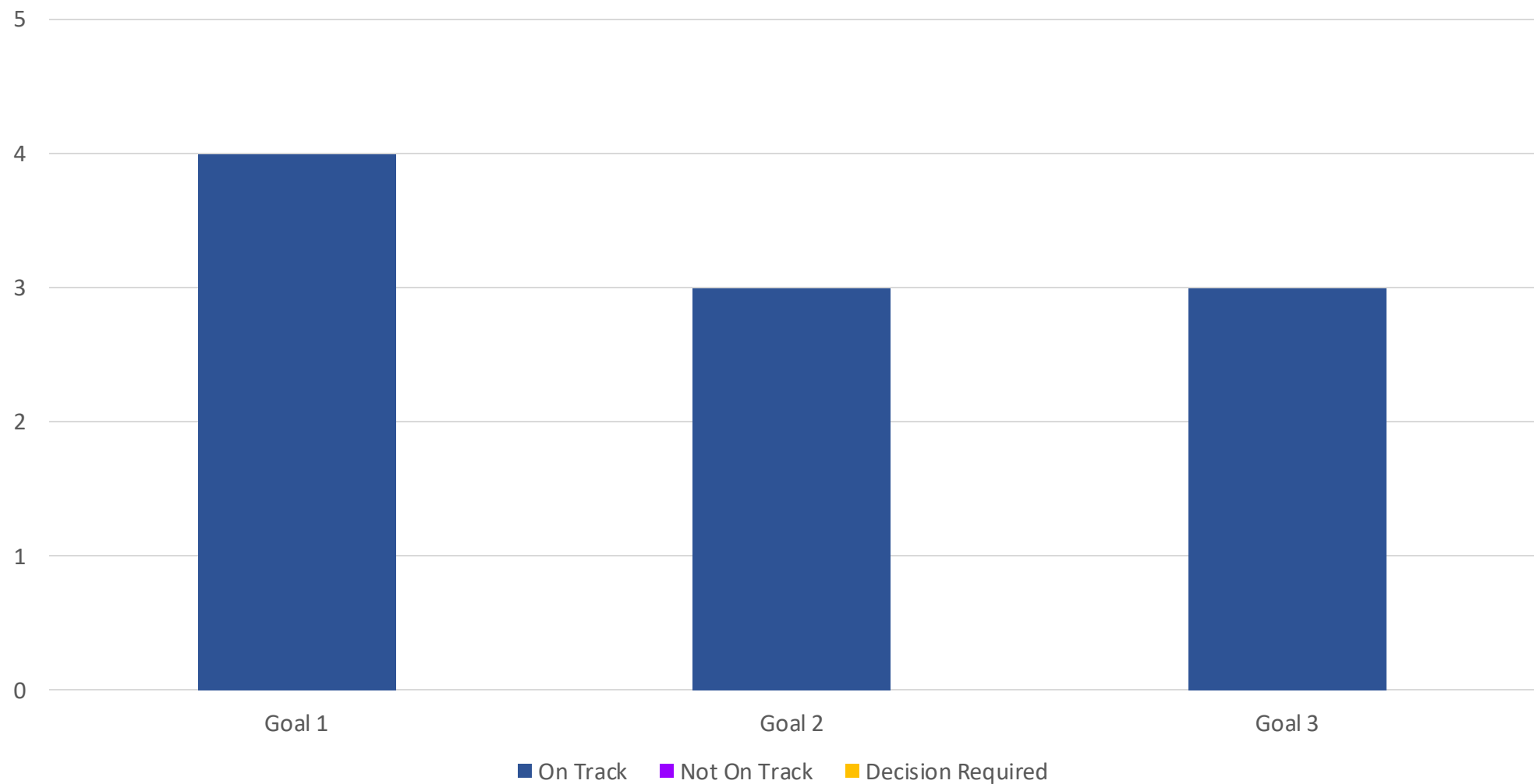
- **580,000** individuals aged 65 and older live with a diagnosis of Alzheimer's Disease.¹
- **806,000** individuals served as caregivers who provided over **1.3 billion hours** of unpaid care for individuals with Alzheimer's Disease.²

In Florida, there are currently **362 geriatricians** and **73,130 home health and personal care aides** who care for individuals with Alzheimer's Disease.³



Alzheimer's Disease and Related Dementias


Progress by Goal



Alzheimer's Disease and Related Dementias

Current Activities

- Proclamation of November as Family Caregiver Month by Governor Ron DeSantis.
- Updating the Alzheimer's Disease and Related Dementias Resource Guide and Caregiver Toolkit for the general public.
 - Creating sub workgroups to focus on three areas of interest.
- Developing a resource guide for social workers and case managers.
- Promotion of the business designation program to achieve dementia friendly business certification.



Alzheimer's Disease and Related Dementias

Next Steps

- Development of multilingual resource guides and toolkits for health providers, the general public and caregivers.
- Ensuring facilities who have deficient Alzheimer's Disease and Related Dementias training receive the proper support and resources.
- Developing a checklist for caregivers.



Chronic Diseases and Conditions Priority Area Workgroup Chairs

Christopher R. Cogle, MD
Chief Medical Officer
Agency for Health Care Administration

Tara Hylton, MPH
Chief, Bureau of Chronic Disease Prevention
Florida Department of Health

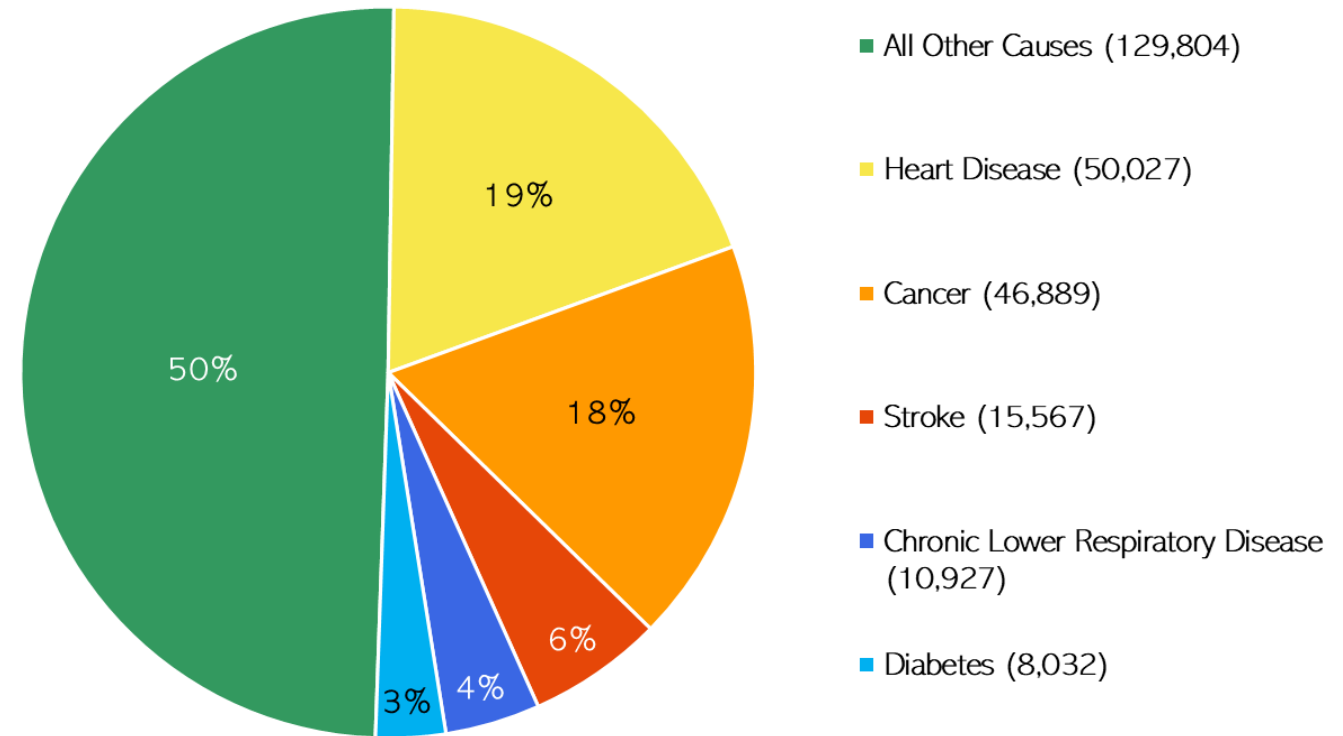


Chronic Diseases and Conditions

In 2021,

- There were **46,889** deaths from cancer.¹
- There were **8,032** deaths from diabetes.²
- There were **50,027** deaths from heart disease.³


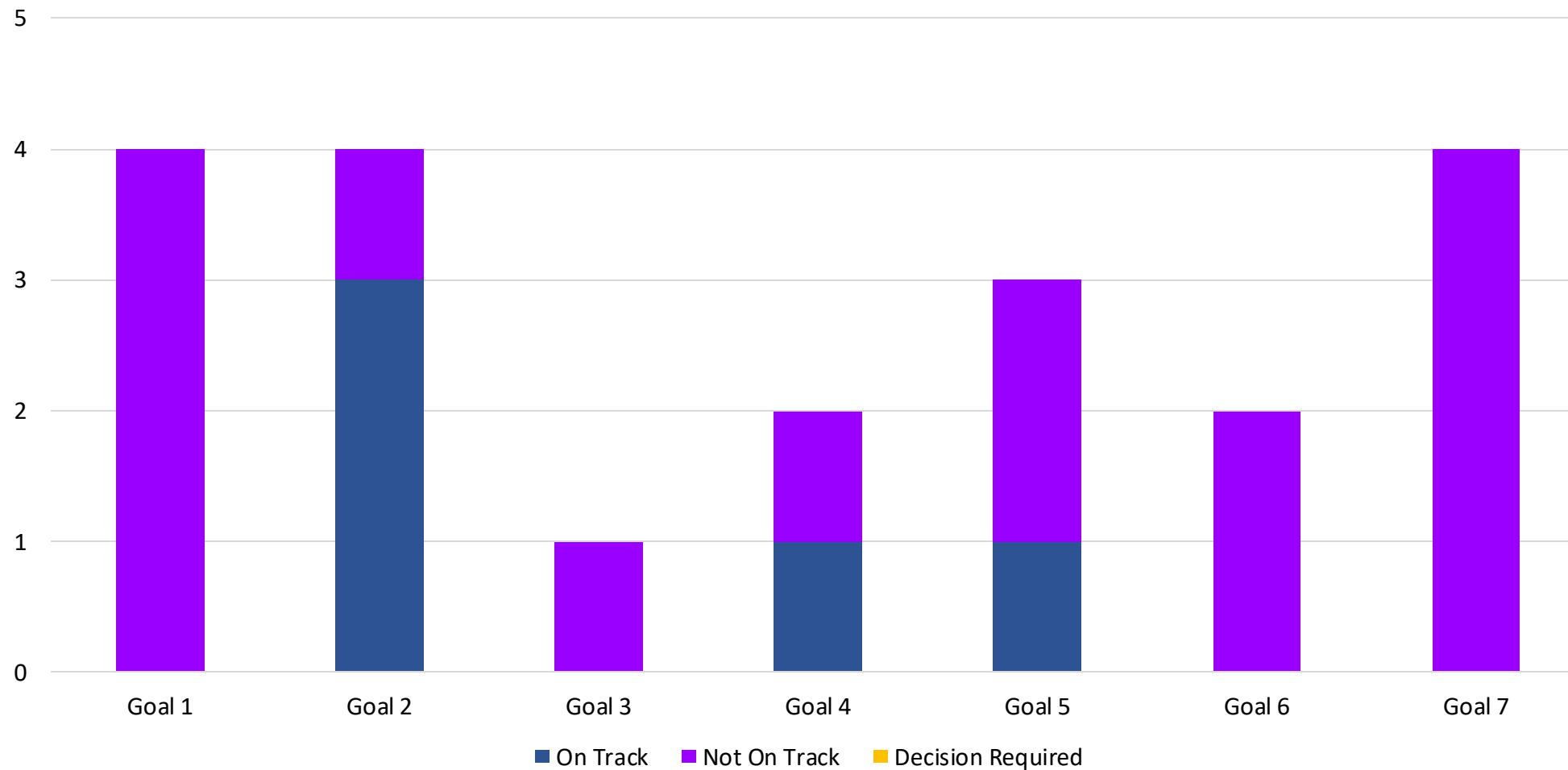
Percent of Deaths Due to
Top 5 Chronic Diseases and All Other Causes
Florida, 2021



Source: Florida Department of Health, Florida Bureau of Vital Statistics, 2021

Chronic Diseases and Conditions


Progress by Goal



Chronic Diseases and Conditions

Current Activities

- Integration and partnership building at statewide meetings.
- Statewide Colorectal Cancer Screening and Prevention Initiative.
- Recruitment and enrollment for the Heart Health Plus Program and the Florida Stroke Registry.
- Clean Indoor Act – Preemption.



Chronic Diseases and Conditions

Next Steps/Opportunities

- Actively recruit non-traditional partners to serve on the Chronic Diseases and Conditions Priority Area Workgroup (PAW).
- Leveraging local and state resources and funds to develop shared marketing and messaging on health promotion and disease prevention for those living with co-morbidities.
- Convening a meeting of Chairs for various chronic disease related advisory councils to provide recommendations for prevention and management.



Injury, Safety and Violence Priority Area Workgroup Chairs


Joseph D. Pepe, EdD, MSA
Health Officer

Florida Department of Health in Charlotte County



Robert D. Karch, MD, MPH, FAAP
Health Officer

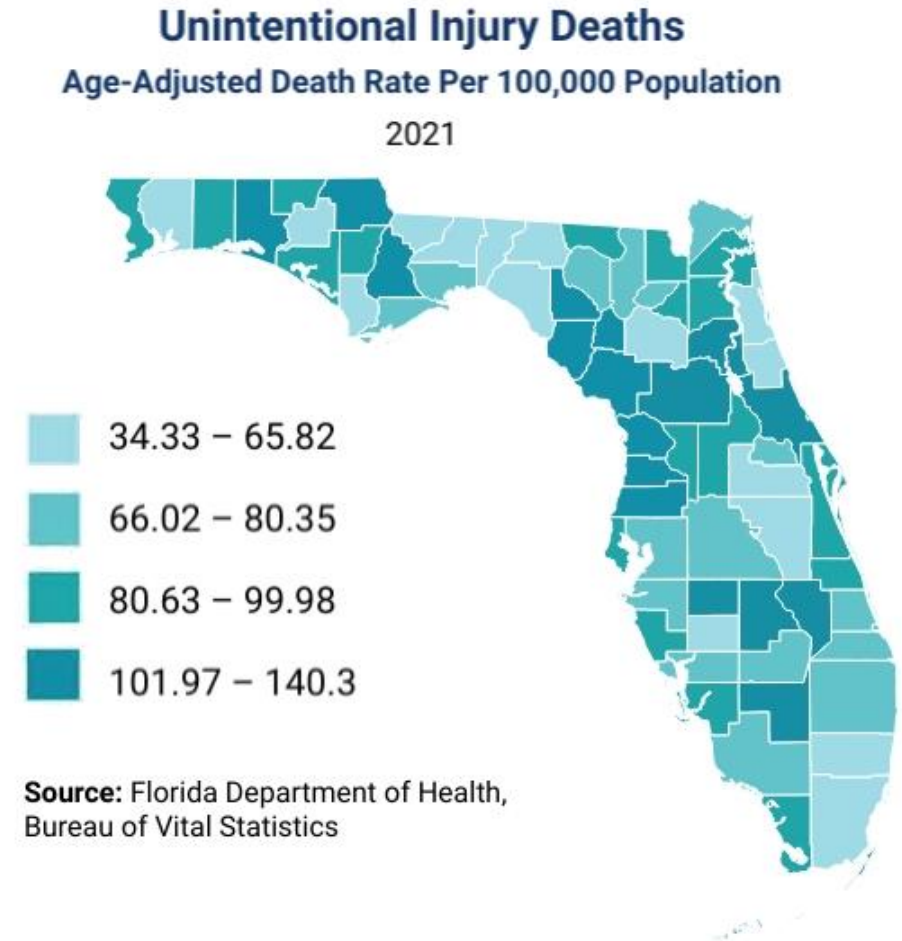
Florida Department of Health in Orange County



Injury, Safety and Violence

In 2021,

- There were **17,654 deaths** from unintentional injury.¹
- The sudden unexpected infant death rate of infants (12 months or younger) was **1 per 1,000** births.²
- **22.2%** of adults experienced four or more Adverse Childhood Experiences (ACEs), e.g., abuse, violence, etc.³




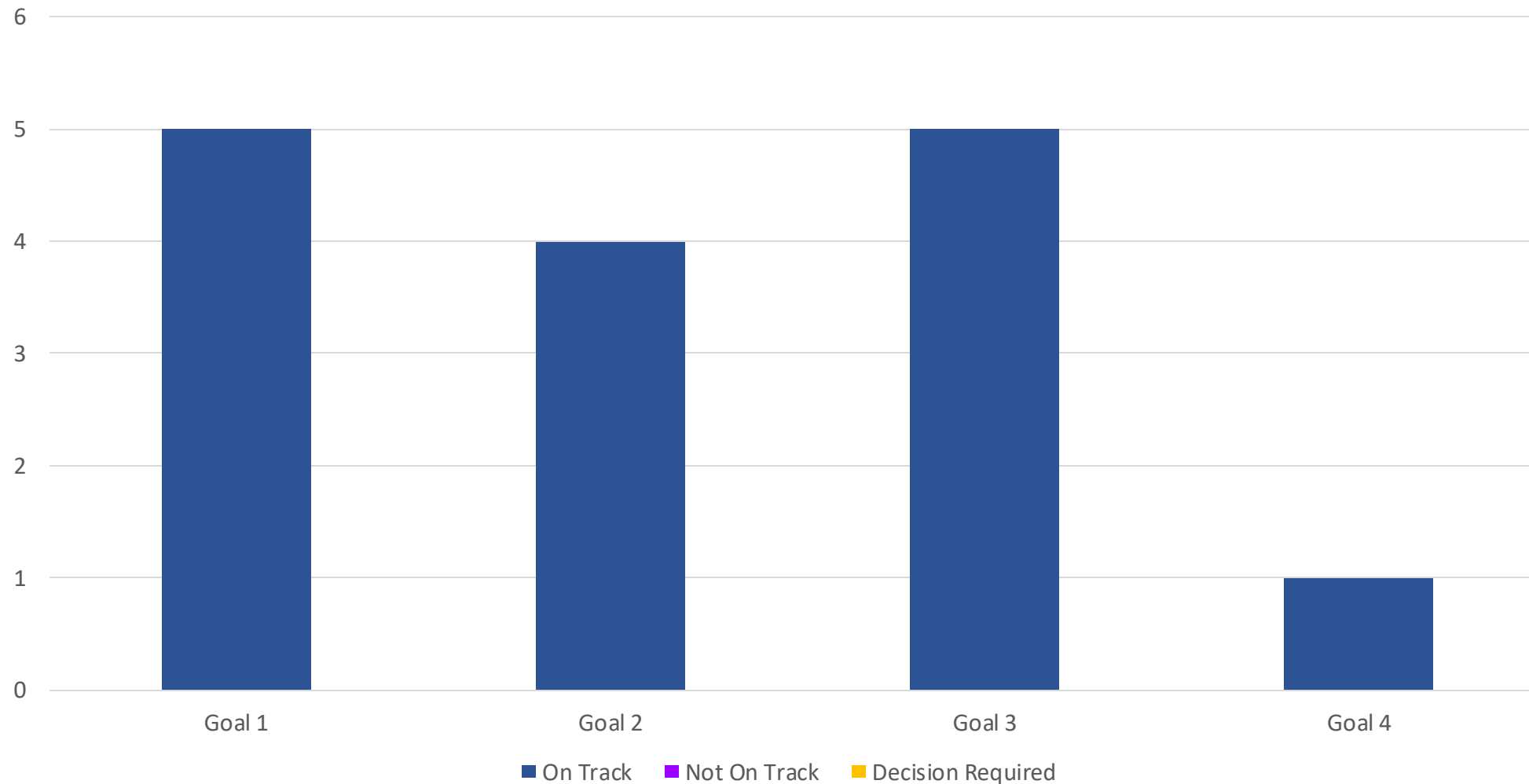
Sources:

1,2: Florida Department of Health, Bureau of Vital Statistics

3: Florida Behavioral Risk Factor Surveillance System telephone survey conducted by the Centers for Disease Control and Prevention (CDC) and Florida Department of Health Division of Community Health Promotion via FLHealthCHARTS.gov

Injury, Safety and Violence


Progress by Goal



Injury, Safety and Violence

Current Activities

- Launched Cribs for Kids National Safe Sleep Hospital Certification process among hospitals.
- Developed a partnership between Area Agencies on Aging (AAA) and the Florida Department of Health in support of Safe Mobility, an aging driver initiative.
- Developed a partnership with Florida State University to connect local trafficking service providers, coalitions and CHDs.



Injury, Safety and Violence

Next Steps

- Recruit additional partners with specific knowledge of topic areas based on activity-level work who can provide data that feed up to objective level measures.
- Recruit champions and program representatives who can provide information on current projects (Drug Policy Advisory Council, Safe Kids).
- Develop plan to support two-way communication with health departments and partners in geographic areas of focus for SHIP ISV activities.
- Development of an Adverse Childhood Experiences (ACEs) prevention strategy mapping tool.



Break




Maternal and Child Health Priority Area Workgroup Chairs

William M. Sappenfield, MD, MPH
USF Distinguished Professor
Director, Chiles Center
University of South Florida



Erica Harrell, FCCM
Title V MCH Block Grant Manager
Florida Department of Health



Maternal and Child Health

In 2021,

- The infant mortality rate was **5.9 per 1,000 live births**, compared to the Healthy People 2030 target of **5.0 per 1,000 live births**.^{1,2}
- Children with a mental or behavioral health condition who received treatment or counseling was **42.5%**, compared to Healthy People 2030 target of **79.3%**.³



Sources:

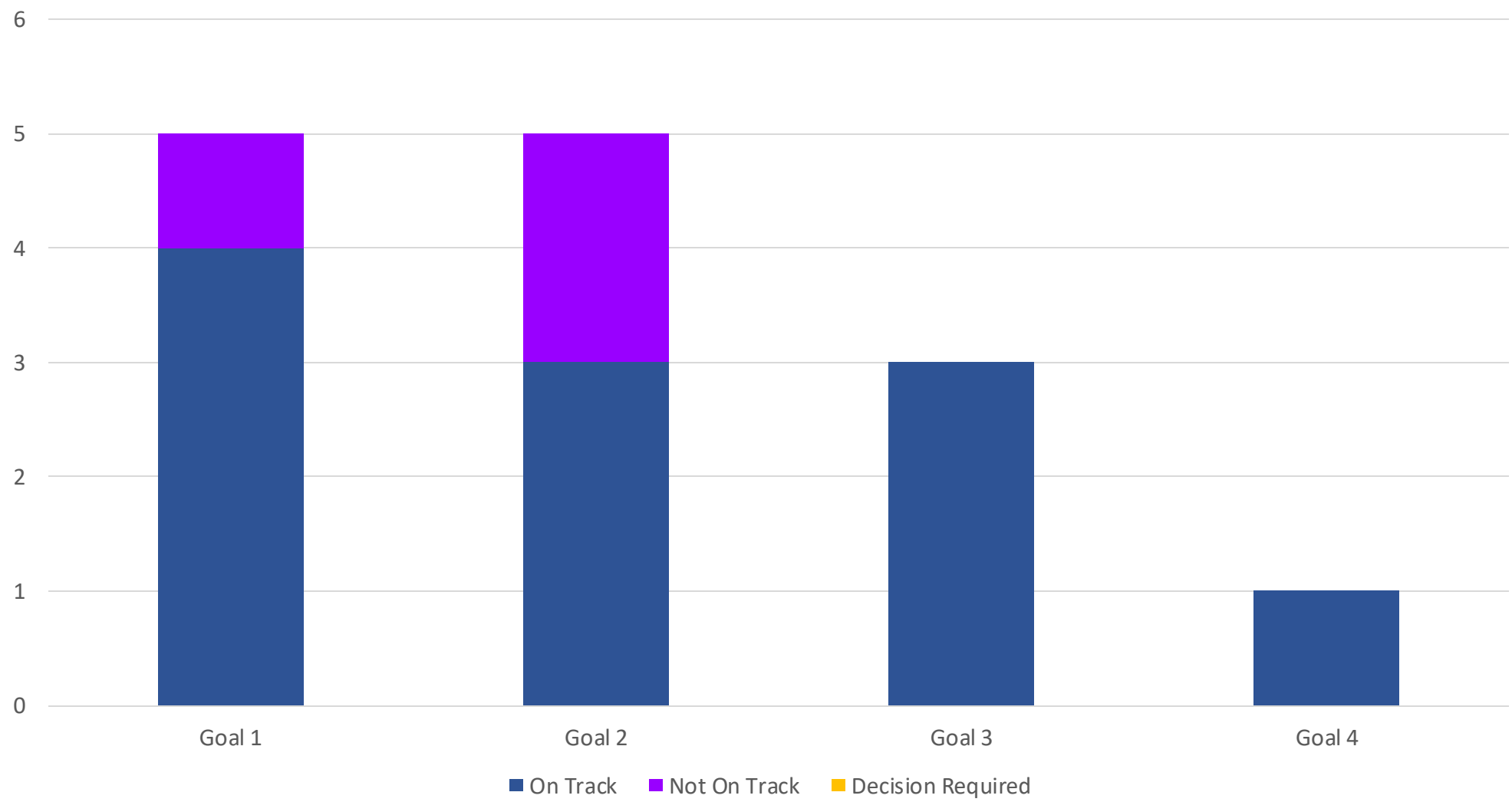
1: Florida Department of Health, Bureau of Vital Statistics

2. Healthy people 2030. Retrieved February 1, 2023, from Healthy People 2030 | health.gov

3: 2020-2021 National Survey of Children's Health, Health Resources and Services Administration, Maternal and Child Health Bureau. <https://mchb.hrsa.gov/data/national-surveys>

Maternal and Child Health


Progress by Goal



Maternal and Child Health

Current Activities

- Identification of a Patient-Centered Medical Home (PCMH) for Children with Special Healthcare Needs champion to assist with provider outreach and PCMH accreditation.
- Development of the Shortened Neonatal Abstinence Syndrome (NAS) Infant Length of Stay Transition Plan.
- Implementation of The Florida Perinatal Quality Collaborative's (FPQC) Postpartum Access and Continuity Care (PACC) Initiative to increase Medicaid Postpartum Visits.
- Participation in the Florida Dental Hygienists Association symposium.



Maternal and Child Health

Next Steps

- Develop a Learning Action Network model to increase provider access and readiness for Patient-Centered Medical Home (PCMH) transformation.
- Conduct Family Focus groups to identify challenges and barriers that contribute to gaps in access to Pediatric Patient-Centered Medical Homes (PCMH) for parents of Black children and youth with special health care needs.
- Continue to partner with the Florida Dental Association (FDA) and Florida Dental Hygienists Association (FDHA) to provide training and to share information about job opportunities in both the public and private sectors.
- Promote Screening, Brief Intervention and Referral to Treatment (SBRIT) to hospitals and health plans was drafted for implementation in 2023.
- Continue outreach for recruitment of Champions and an additional PAW Co-Chair.




Mental Well-being and Substance Abuse Prevention Priority Area Workgroup Chairs

Jennifer Johnson, MPH
Senior Director, Public Policy
Florida Behavioral Health Association



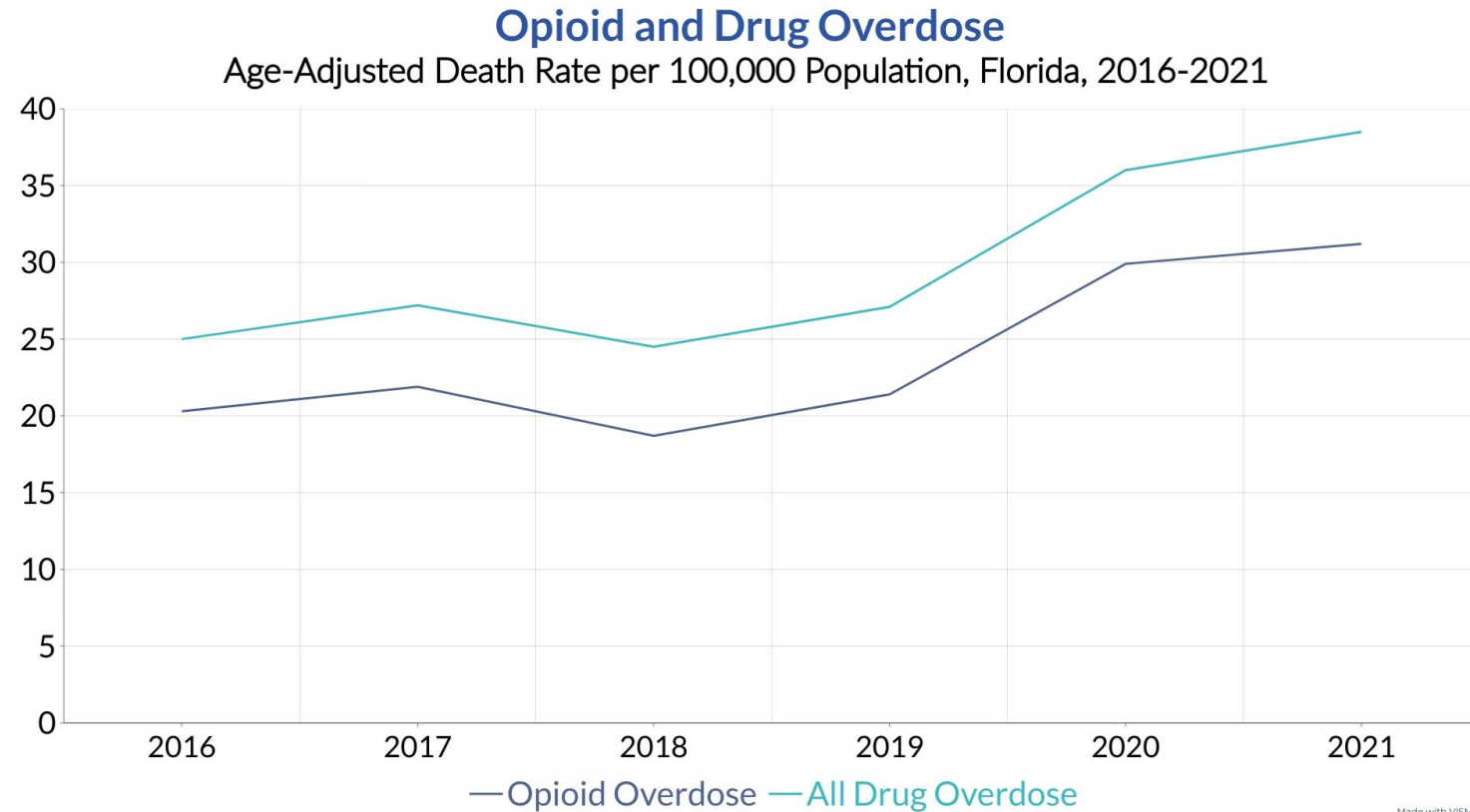
Lisa Spector, MD, FAAP
Developmental Behavioral Pediatrician
Nemours Children's Health



Mental Well-being and Substance Abuse Prevention

In 2021,

- **15.2 percent** of adults reported having poor mental health on 14 or more of the past 30 days.¹
- The age-adjusted rate of death by suicide was **13.8 deaths per 100,000** individuals.²
- There were **8,093** drug overdose deaths.³

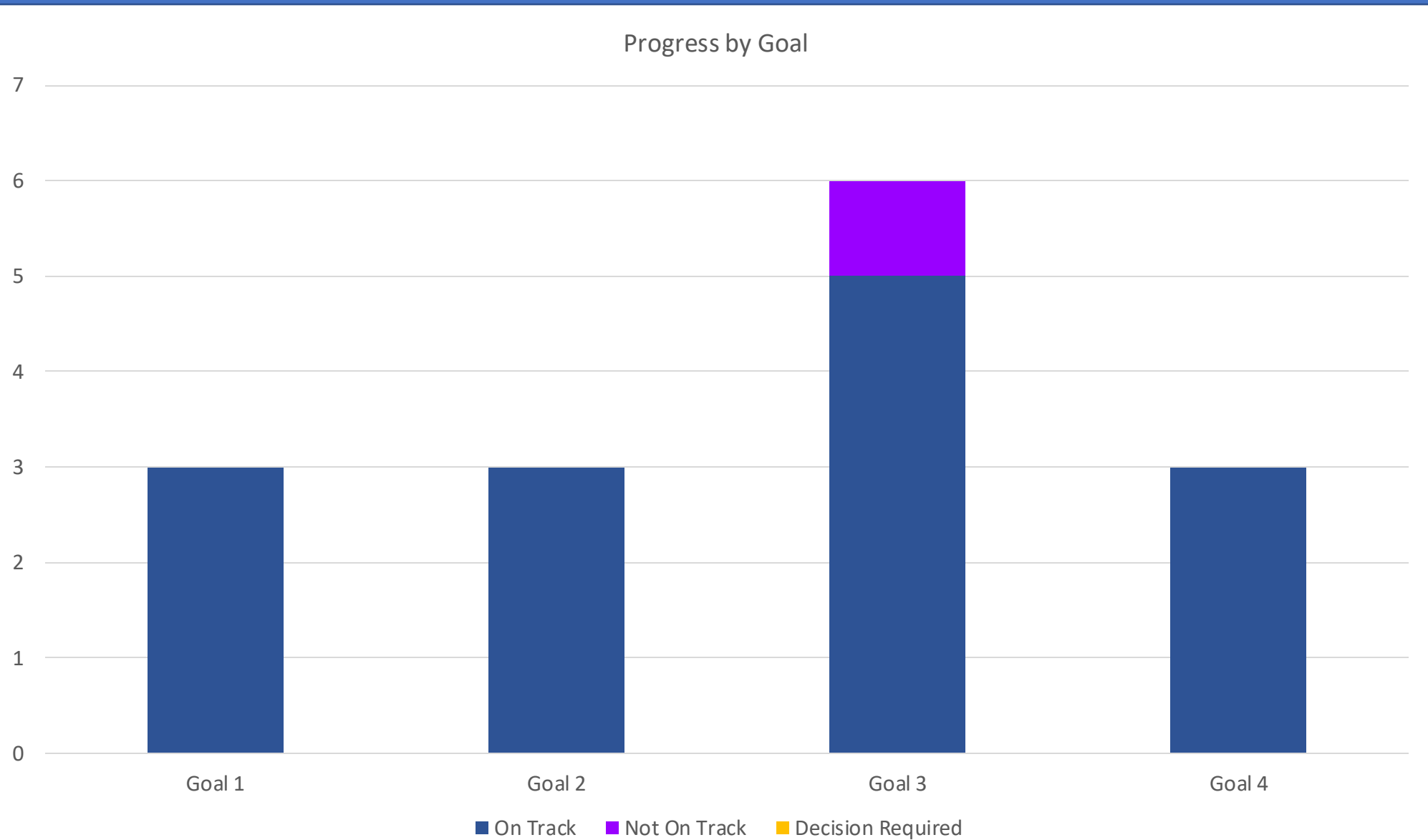


Source: Florida Department of Law Enforcement

Sources:

- 1: Florida Behavioral Risk Factor Surveillance System telephone survey conducted by the Centers for Disease Control and Prevention (CDC) and Florida Department of Health Division of Community Health Promotion via FLHealthCHARTS.gov
- 2: Florida Department of Health, Bureau of Vital Statistics via FLHealthCHARTS.gov
- 3: Florida Department of Law Enforcement


Mental Well-being and Substance Abuse Prevention



Mental Well-being and Substance Abuse Prevention

Current Activities

- Implementation of an educational campaign for hospitals on Screening, Brief Intervention, and Referral Treatment (SBIRT), Medication-Assisted Treatment (MAT) and naloxone.
- Development of suicide data surveillance and analysis plans.
- Promotion of the Florida Pediatric Mental Health Collaborative.
- Implementation of Coordinated Opioid Recovery Network (CORE) program in 12 counties.



Mental Well-being and Substance Abuse Prevention

Next Steps

- Stakeholder collaboration to develop and implement media campaigns.
- Expand CORE to additional counties.
- Initiating workgroup to identify approaches and initiatives for improving efficiency and effectiveness of care coordination.
- Engaging residency programs and medical associations to build capacity.
- Identifying task forces and coalitions for substance use and misuse to support increased distribution of naloxone.




Social and Economic Conditions Impacting Health Priority Area Workgroup Chairs

Justin Baldwin
North Florida Trail Planner
Office of Green Ways and Trails
Florida Department of Environmental Protection



Sonia McNelis, MD, MPH
Manager
Office of Minority Health
Florida Department of Health



Social and Economic Conditions Impacting Health

In 2021,

- **11%** of Floridians aged 25 years and older did not have a high school diploma.¹
- **22.3%** of adults in Florida did not have a medical checkup in the past year, and **12.1%** of adults in Florida could not see a doctor in the past year due to cost.²
- **56%** of rental housing units rent costed **30% or more** than the household income.³

Factors of Health



-  Education Access and Quality
-  Health Care Access and Quality
-  Social and Community Context
-  Neighborhood and the Built Environment
-  Economic Stability

Sources:


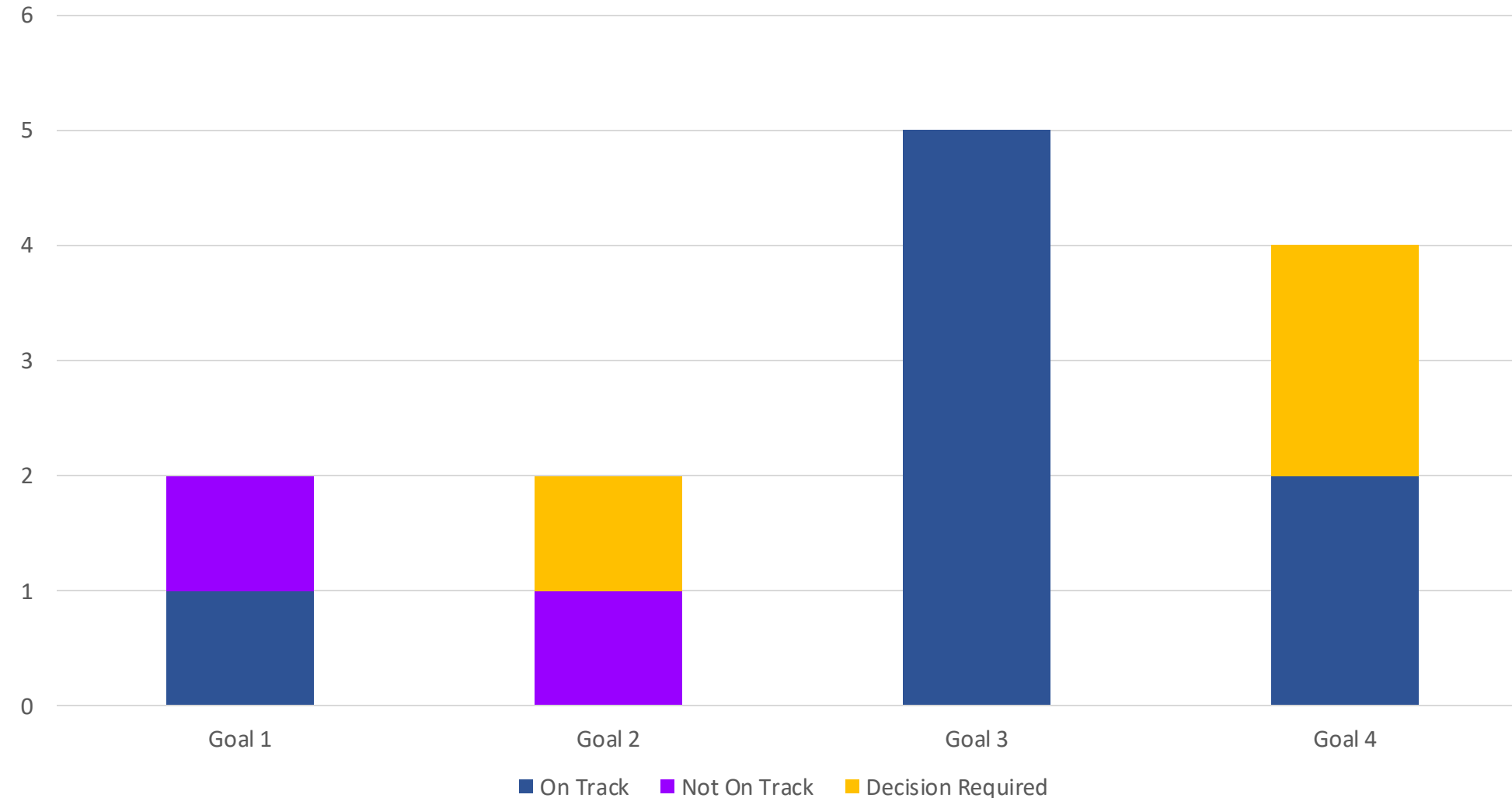
1: United States Bureau of the Census, American Community Survey, Table C15002A, C15002B, C15002C, C15002D, C15002E, C15002F, C15002G, C15002H, and C15002I.

2: Florida Behavioral Risk Factor Surveillance System telephone survey conducted by the Centers for Disease Control and Prevention (CDC) and Florida Department of Health Division of Community Health Promotion via FLHealthCHARTS.gov

3: United States Bureau of the Census, American Community Survey, Table DP04.

Social and Economic Conditions Impacting Health


Progress by Goal



Social and Economic Conditions Impacting Health

Current Activities


- Working to identify additional partners such as, community-based organizations (CBOs), universities and state-wide workgroups to address education, healthcare and economic vitality.
- Discussion of objectives in need of guidance.



Social and Economic Conditions Impacting Health

Objectives in Need of Guidance

- SEC2.1 - By December 31, 2026, increase the rate of licensed Florida physicians from 314.0 per 100,000 population (2021) to 376.8 per 100,000 population.
- *Proposed Objective:*
 - By December 31, 2026, increase the number of licensed Florida physicians practicing in a rural county from 15 (2022) to 25.



Social and Economic Conditions Impacting Health

Objectives in Need of Guidance

- SEC4.3- By June 30, 2026, increase the percentage of qualified dwelling needs met for weatherization assistance from 11% (2021) to 30%.
- SEC4.4- By June 30, 2026, increase the percentage of government loan funds obligated compared to total funds available at the beginning of the reporting period for small business and targeted industries from 19% (2021) to 75%.



Social and Economic Conditions Impacting Health

Next Steps

- Restructuring the direction of the workgroup.



Transmissible and Emerging Diseases Priority Area Workgroup Chairs

Daniel Chacreton, PhD, MPH, CPH
Administrator, Infectious Disease
Prevention and Investigation
Florida Department of Health



Clayton Weiss, MPH
Chief, Bureau of Epidemiology
Florida Department of Health



Transmissible and Emerging Diseases

In 2021,

- There were **4,708** new diagnosis of Human Immunodeficiency Virus (HIV), and **1,860** new diagnosis of Acquired Immunodeficiency Syndrome (AIDS).¹
- There were **165,817** cases of bacterial STDs.²
- **39.4%** of adults received a flu shot in the past year.³




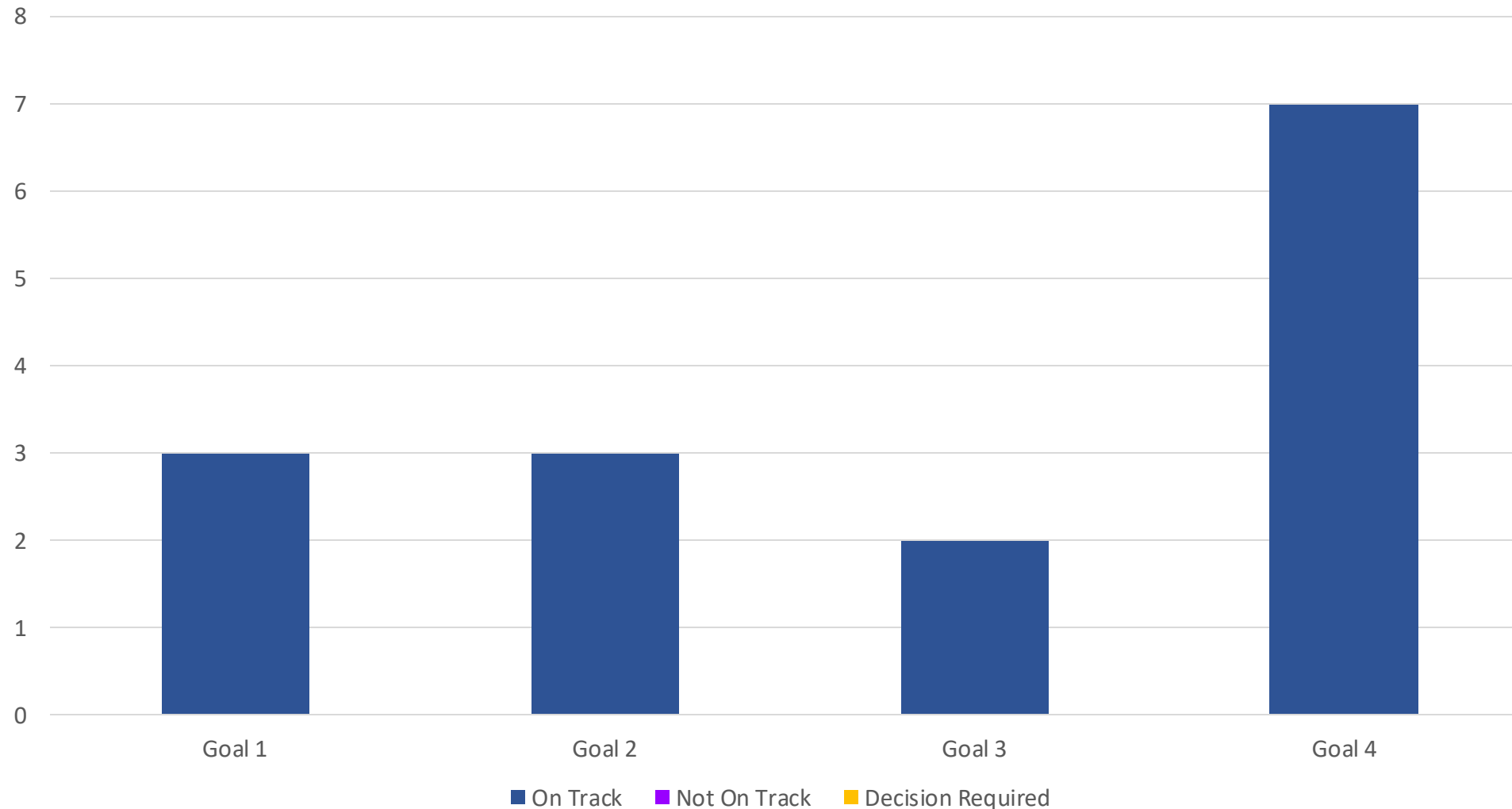
Sources:

1,2: Florida Department of Health, Bureau of Communicable Diseases

3: Florida Behavioral Risk Factor Surveillance System telephone survey conducted by the Centers for Disease Control and Prevention (CDC) and Florida Department of Health Division of Community Health Promotion via FLHealthCHARTS.gov

Transmissible and Emerging Diseases


Progress by Goal



Transmissible and Emerging Diseases

Current Activities

- Developed series of educational presentations on sexually transmitted infections (STIs) targeting adolescents.
- Developed a protocol for the implementation of opt-out rapid syphilis and HIV testing.
- Modified the Sexually Transmitted Disease (STD) and Viral Hepatitis Section's STD Operations and Technical Assistance Manual.
- Developed Ventilator-Associated Events (VAE) toolkit and statewide webinar series.
- GlaxoSmithKline (GSK) evaluating potential organizational alignments with priorities of the PAW.




Transmissible and Emerging Diseases

Next Steps

- Enhancing partnerships
- Increasing communication
- Increasing training



2022-2026 State Health Improvement Plan Steering Committee Highlights



Discussion Question

How can we leverage available resources to be more responsive to meet the needs of communities?

Discussion Question

What activities is your organization currently engaged in that may be of interest to the State Health Improvement Plan?

Discussion Question

What are some ways the State Health Improvement Plan can support your organization's priorities?

Discussion Question

What are some key accomplishments you would like to see in the next six months of implementation?


2022-2026 State Health Improvement Plan

Next Steps and Timeline

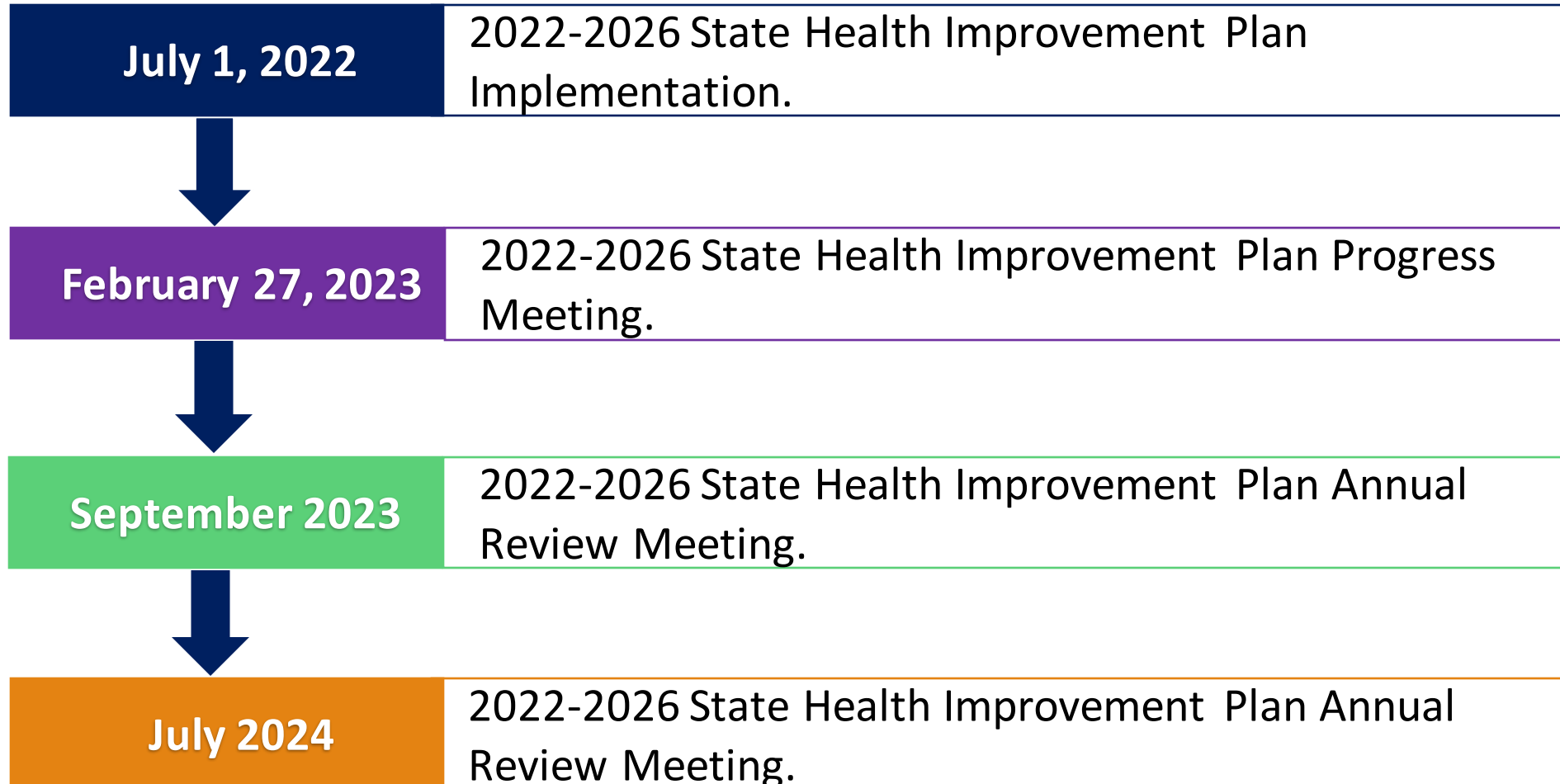


Next Steps


- Strategically align state and local efforts to better address community needs.
- Develop a communications plan to bring more awareness of the State Health Improvement Plan, what it is, and how it can benefit your organizational needs.
- Promote data sharing among partner organizations.
- Foster an environment for innovative thought and engagement among partners.



State Health Improvement Plan Timeline



Public Comment




Introduction of Lieutenant Governor

Joseph A. Ladapo, MD, PhD
State Surgeon General
Florida Department of Health



Closing Remarks

Jeanette M. Nuñez, MPA
Lieutenant Governor



Thank you!

